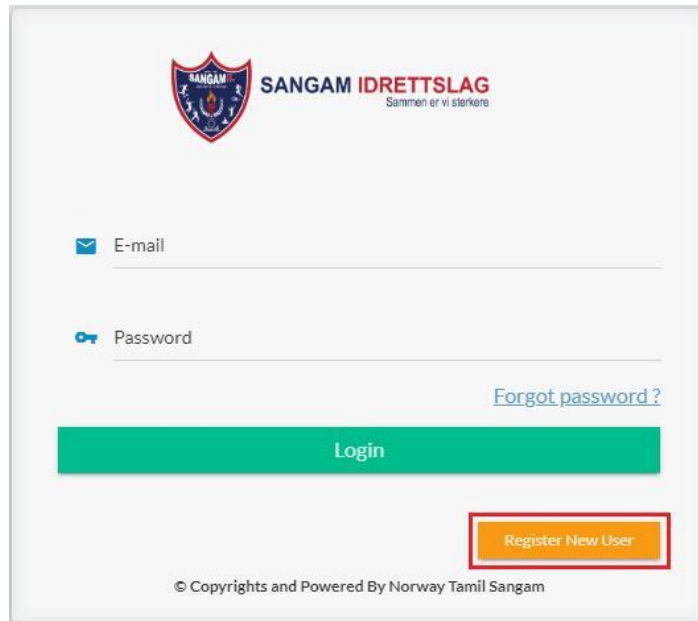


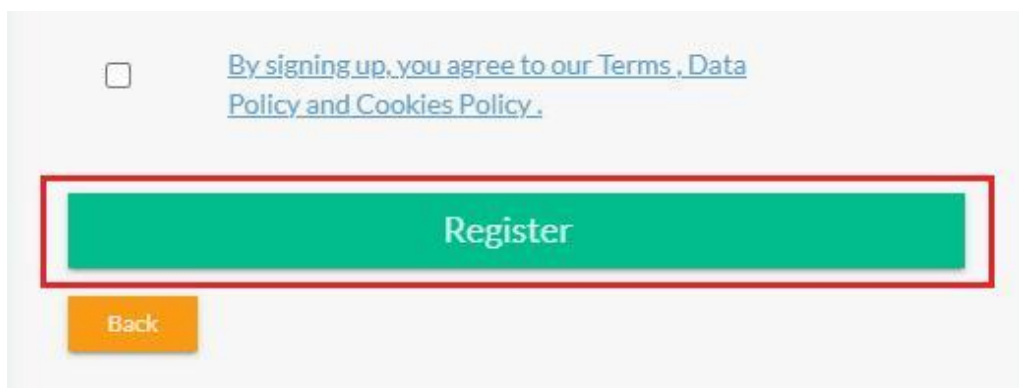
User Guide

How to Sign Up as a Player

Step 1 : Go to the Login Page and click on the “**Register New User**” button.



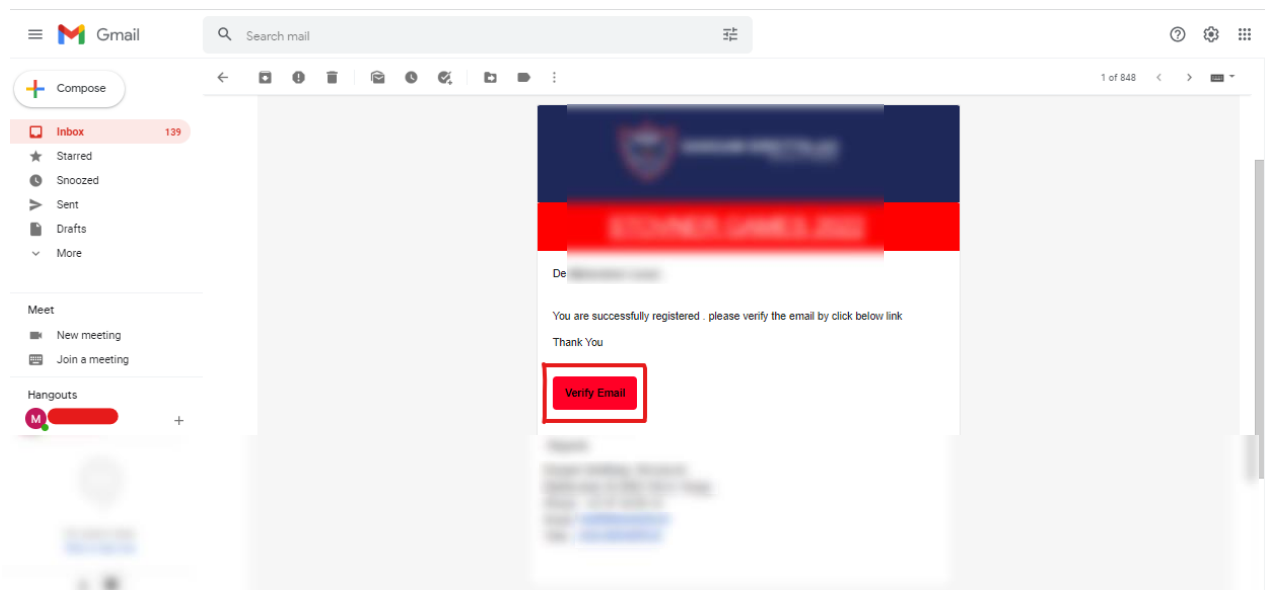
Step 2 : Fill out the details in the given form and accept our user agreement and then click the “**Register**” button.



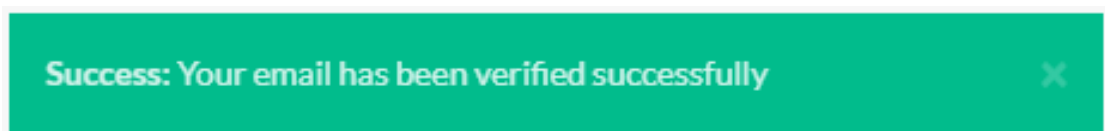
Step 3 : You will see message as below and receive a Confirmation Email to the Email you have provided

Success: An email has been sent to your email address containing an activation link. Please click on the link to activate your account. If you do not receive the email within a few minutes, please check your spam folder. ✕

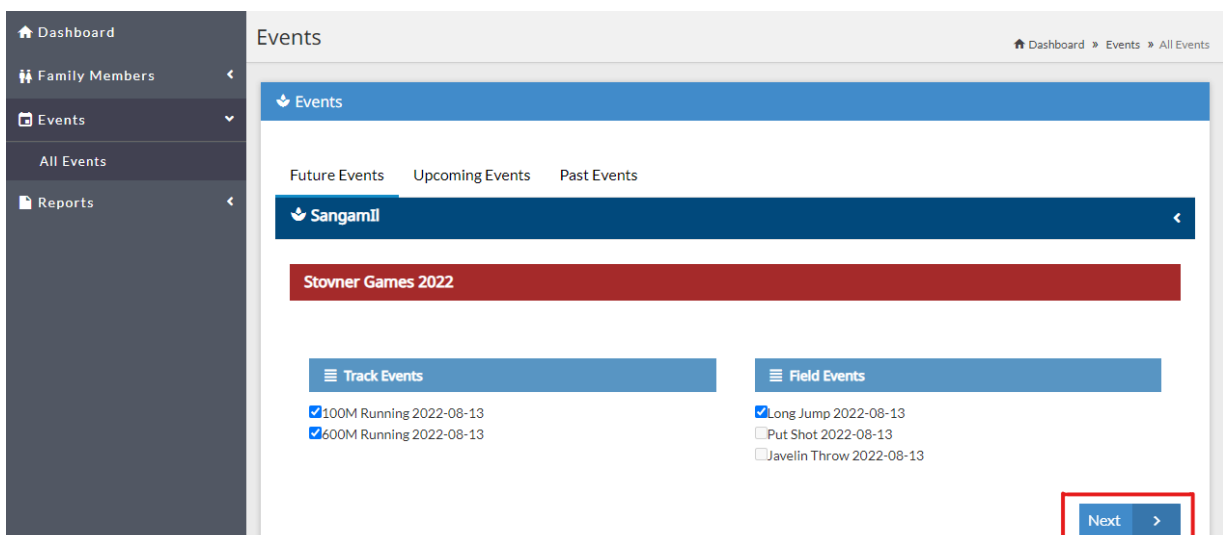
Step 4 : Click the “Verify” button to activate your account, You will be redirected to the Login Page



You will see a message as below in the Login Page



Step 5 : Once you are logged in, under the “Events” tab, you can select any 3 events either “Track Events” or “Field Events” or both (Only 3 events can be selected in total), then click the next button.



Step 6 : Under the “Upcoming Events” tab you are able to see your registered events which are queued for payment processing. (If registered through a club, club admin pays the fee)

MEMBER	ORGANIZATION	LEAGUE	EVENTS	VENUE	PAYMENT STATUS	ACTIONS
	Sangamll	Stovner Games 2022	Long Jump - 2022-08-13 100M Running - 2022-08-13 600M Running - 2022-08-13	STOVNERBANEN	Pending	Edit Delete

Step 7 : To add a Family Member click on “Family Members” -> “Add New” tab.

First Name *

Last Name *

DOB *

mm/dd/yyyy

Gender *

Male Female

Som medlem i Sangam idrettslag får du? *

Yes No

[Add](#)

Step 8 : Once you fill out the details, Click the “Add” button

First Name *

Last Name *

DOB *

12/22/2000

Gender *

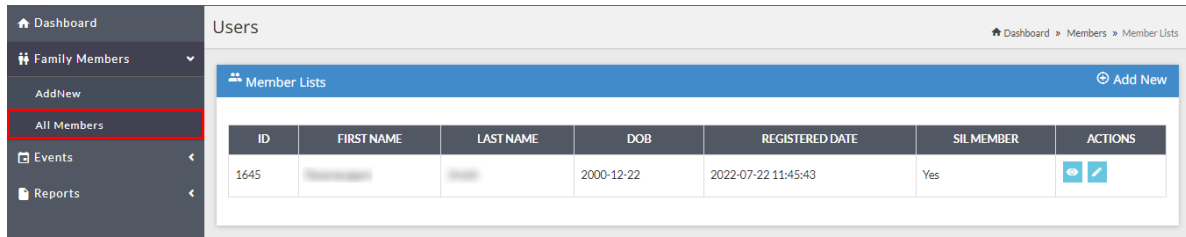
Male Female

Som medlem i Sangam idrettslag får du? *

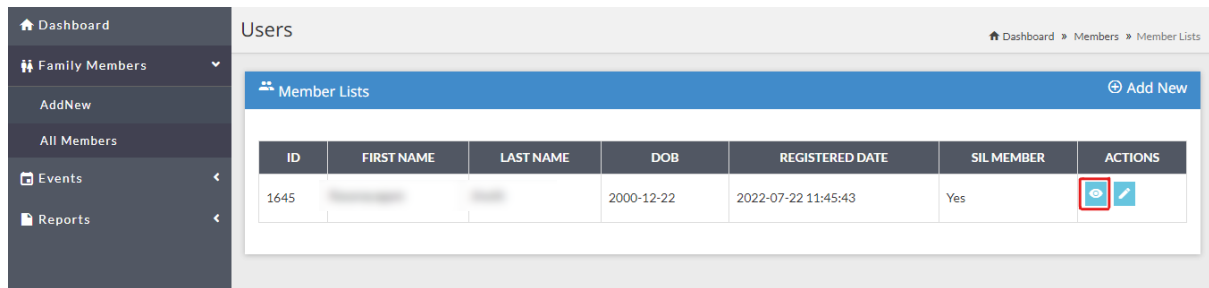
Yes No

[Add](#)

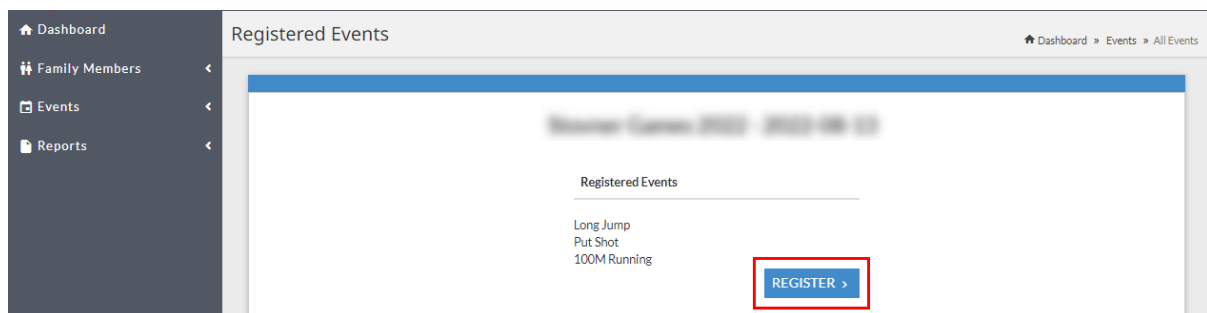
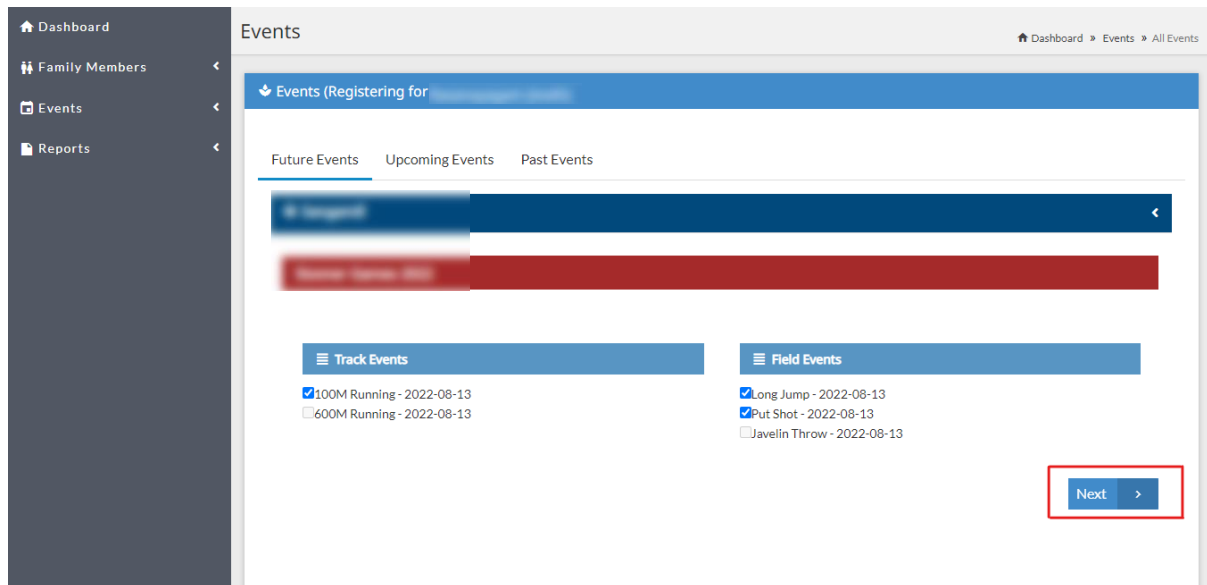
You can see your newly added Family Member in the “All Members” tab.



Step 9 : Register Events for Family Member by clicking the below highlighted icon



Step 10 : You can select any 3 events in either “Track Events” or “Field Events” or both (Only 3 events can be selected in total), then click the next button.



You can view all the register events under **Events -> All Events** tab

MEMBER	ORGANIZATION	LEAGUE	EVENTS	VENUE	PAYMENT STATUS	ACTIONS
		Stovner Games 2022	Long Jump - 2022-08-13 100M Running - 2022-08-13 600M Running - 2022-08-13	STOVNERBANEN	Pending	Edit Delete
		Stovner Games 2022	Long Jump - 2022-08-13 Put Shot - 2022-08-13 100M Running - 2022-08-13	STOVNERBANEN	Pending	
		Stovner Games 2022	Long Jump - 2022-08-13 Put Shot - 2022-08-13 100M Running - 2022-08-13	STOVNERBANEN	Pending	

Step 11 : You can also edit your Personal Events as well as Family Members' Events, you can edit the Event of the Player by clicking **"Edit"** button

MEMBER	ORGANIZATION	LEAGUE	EVENTS	VENUE	PAYMENT STATUS	ACTIONS
	Sangam II	Stovner Games 2022	Long Jump - 2022-08-13 100M Running - 2022-08-13 600M Running - 2022-08-13	STOVNERBANEN	Pending	Edit Delete
	Sangam II	Stovner Games 2022	Long Jump - 2022-08-13 Put Shot - 2022-08-13 100M Running - 2022-08-13	STOVNERBANEN	Pending	

Then select the appropriate Events and click **"Update"**

Track Events

- 100M Running - 2022-08-13
- 600M Running - 2022-08-13

Field Events

- Long Jump - 2022-08-13
- Put Shot - 2022-08-13
- Javelin Throw - 2022-08-13

[Update](#)

Step 12 : You can delete your Event by clicking on the **“Delete”** button

The screenshot shows the 'Events' page in the Sangam Idrettslag system. The left sidebar contains navigation options: Dashboard, Family Members, Events (selected), All Events, and Reports. The main content area is titled 'Events' and has a breadcrumb trail: Dashboard > Events > All Events. Below the title, there are tabs for 'Future Events', 'Upcoming Events' (active), and 'Past Events'. A table lists events with columns: MEMBER, ORGANIZATION, LEAGUE, EVENTS, VENUE, PAYMENT STATUS, and ACTIONS. The first row shows an event for 'Sangamll' in the 'Stovner Games 2022' league, with 'Long Jump - 2022-08-13', '100M Running - 2022-08-13', and '600M Running - 2022-08-13' listed under 'EVENTS'. The 'VENUE' is 'STOVNERBANEN' and the 'PAYMENT STATUS' is 'Pending'. The 'ACTIONS' column contains 'Edit' and 'Delete' buttons, with the 'Delete' button highlighted by a red box.

Then click **“Yes”** in the Confirmation box.

This screenshot shows the same 'Events' page as above, but with a confirmation dialog box overlaid. The dialog box is titled 'Delete Registered Event' and contains the question 'Are you sure you want to delete this Registered Event?'. It has two buttons: 'Cancel' and 'Yes', with the 'Yes' button highlighted by a red box. The background table is partially visible and dimmed.

Step 12 : You can **View** and **Edit** the event of the Family Member by following the path as shown below

The screenshot shows the 'Users' page in the Sangam Idrettslag system. The left sidebar contains navigation options: Dashboard, Family Members, AddNew, All Members (highlighted with a red box), Events, and Reports. The main content area is titled 'Users' and has a breadcrumb trail: Dashboard > Members > Member Lists. Below the title, there is a 'Member Lists' section with an 'Add New' button. A table lists members with columns: ID, FIRST NAME, LAST NAME, DOB, REGISTERED DATE, SIL MEMBER, and ACTIONS. The first row shows a member with ID '1645', DOB '2000-12-22', and REGISTERED DATE '2022-07-22 11:45:43'. The 'SIL MEMBER' status is 'Yes'. The 'ACTIONS' column contains 'View' and 'Edit' icons, with the 'View' icon highlighted by a red box.

Click the **“Edit”** button to edit the events

The screenshot shows the 'Events' page with a sidebar on the left containing 'Dashboard', 'Family Members', 'Events', and 'Reports'. The main content area has a breadcrumb 'Dashboard > Events > All Events' and a sub-header 'Events (Registering for ...)'. Below this are tabs for 'Future Events', 'Upcoming Events', and 'Past Events'. A table displays event details with columns for Organization, League, Events, Venue, Status, and Actions. The 'Edit' buttons in the Actions column are highlighted with a red box.

ORGANIZATION	LEAGUE	EVENTS	VENUE	STATUS	ACTIONS
Sangamll	Stovner Games 2022	Long Jump - 2022-08-13 Put Shot - 2022-08-13 100M Running - 2022-08-13	STOVNERBANEN	Pending	Edit Delete
Sangamll	Stovner Games 2022	Long Jump - 2022-08-13 Put Shot - 2022-08-13 100M Running - 2022-08-13	STOVNERBANEN	Pending	Edit Delete

Then select the appropriate Events and click **“Update”**

The screenshot shows the 'Events' page with a sidebar on the left. The main content area has a breadcrumb 'Dashboard > Events > Results' and a '< Back' link. Below this are two sections: 'Track Events' and 'Field Events'. The 'Track Events' section has a checked checkbox for '100M Running - 2022-08-13' and an unchecked checkbox for '600M Running - 2022-08-13'. The 'Field Events' section has a checked checkbox for 'Long Jump - 2022-08-13', an unchecked checkbox for 'Put Shot - 2022-08-13', and a checked checkbox for 'Javelin Throw - 2022-08-13'. The 'Update' button is highlighted with a red box.

You can also Delete the events by clicking on **“Delete”** Button

The screenshot shows the 'Events' page with a sidebar on the left. The main content area has a breadcrumb 'Dashboard > Events > All Events' and a sub-header 'Events (Registering for ...)'. Below this are tabs for 'Future Events', 'Upcoming Events', and 'Past Events'. A table displays event details with columns for Organization, League, Events, Venue, Status, and Actions. The 'Delete' buttons in the Actions column are highlighted with a red box.

ORGANIZATION	LEAGUE	EVENTS	VENUE	STATUS	ACTIONS
Sangamll	Stovner Games 2022	Long Jump - 2022-08-13 Put Shot - 2022-08-13 100M Running - 2022-08-13	STOVNERBANEN	Pending	Edit Delete
Sangamll	Stovner Games 2022	Long Jump - 2022-08-13 Put Shot - 2022-08-13 100M Running - 2022-08-13	STOVNERBANEN	Pending	Edit Delete

Then click **“Yes”** in the Confirmation box.

The screenshot shows a confirmation dialog box titled "Delete Registered Event" with a close button (X) in the top right corner. The dialog contains the text "Are you sure you want to delete this Registered Event?" and two buttons: "Cancel" and "Yes". The "Yes" button is highlighted with a red border. In the background, a table displays event details. The table has columns for Name, Location, Date, Status, and Actions. The "Yes" button in the dialog is highlighted with a red box.

NAME	LOCATION	DATE	STATUS	ACTIONS	
Sangamll	Stovner Games 2022	100M Running - 2022-08-13 Long Jump - 2022-08-13 Javelin Throw - 2022-08-13	STOVNERBANEN	Pending	Edit Delete
Sangamll	Stovner Games 2022	Long Jump - 2022-08-13 Put Shot - 2022-08-13 100M Running - 2022-08-13	STOVNERBANEN	Pending	Edit Delete